


SUPER FAST BRIDGE RECTIFIER

FEATURES

- ♣ Surge overload rating-250 amperes peak
- ♣ Polarity:As marked on body
- ♣ Ideal for printed circuit board
- ♣ Plastic material has U/LThe flammability classification 94V-0



MECHANICAL DATA

- ♣ Case:GBU
- ♣ Terminals: Solderable per MIL-STD-202, Method208
- ♣ Approx. Weight: 3.9g /0.138oz

Maximum Ratings and Electrical characteristics

Ratings at 25 °C ambient temperature unless otherwise specified.

Single phase half-wave 60 Hz, resistive or inductive load, for capacitive load current derate by 20 %.

Parameter	Symbols	GBU104SF	GBU106SF	GBU108SF	Units
Maximum Repetitive Peak Reverse Voltage	V_{RRM}	200	400	600	V
Maximum RMS voltage	V_{RMS}	140	280	420	V
Maximum DC Blocking Voltage	V_{DC}	200	400	600	V
Maximum Average Forward $T_c=100^{\circ}C$ (Note 1) Rectified Current at	$I_{(AV)}$	10.0			A
Peak Forward Surge Current 8.3 ms Single Half Sine-Wave Superimposed on Rated Load (JEDEC method)	I_{FSM}	250			A
Forward Voltage per element @ $I_f = 10A$ DC	V_F	0.95	1.25	1.65	V
Maximum Reverse Recovery Time	T_{rr}	50			nS
Maximum DC Reverse Current at Rated DC Blocking Voltage	@ $T_a=25^{\circ}C$	5			μA
	@ $T_a=125^{\circ}C$	500			
I ² t Rating for Fusing(3ms≤t≤8.3ms)	I^2t	300			A ² S
Typical Junction Capacitance (Note1)	C_j	50			pF
Operating and Storage Temperature Range	T_j, T_{stg}	-55 ~ +175			°C

(1) Measured at 1 MHz and applied reverse voltage of 4 V D.C

(2) Device mounted on 150mm*150mm*16mm cu plate heatsink

Ratings And Characteristic Curves

FIG. 1- DERATING CURVE OUTPUT RECTIFIED CURRENT

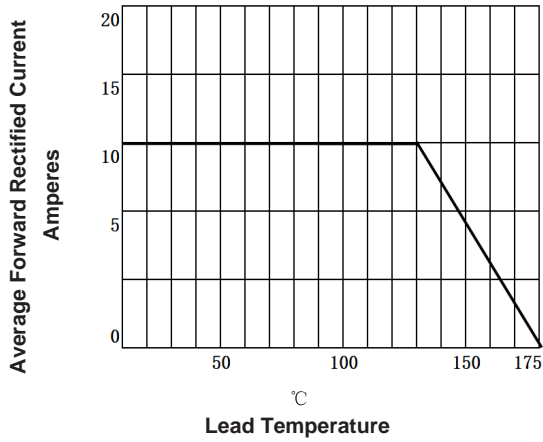


FIG. 2-MAXIMUM NON-REPETITIVE PEAK FORWARD SURGE CURRENT PERLEG

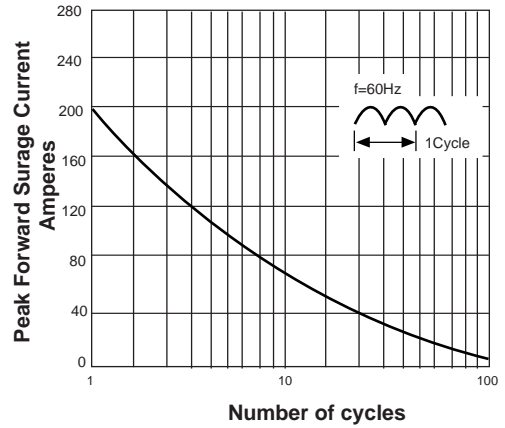


FIG. 3-TYPICAL FORWARD VOLTAGE CHARACTERISTICS

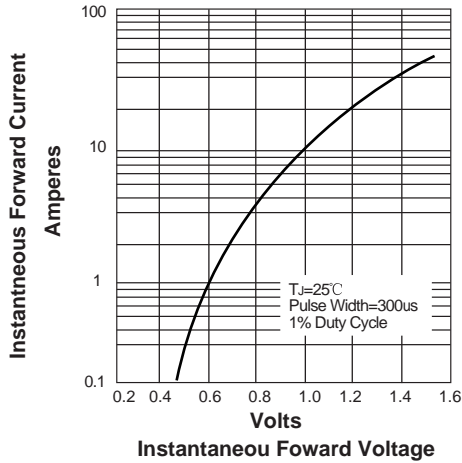
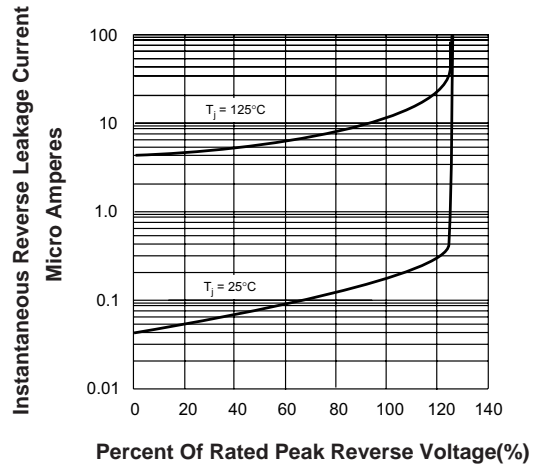
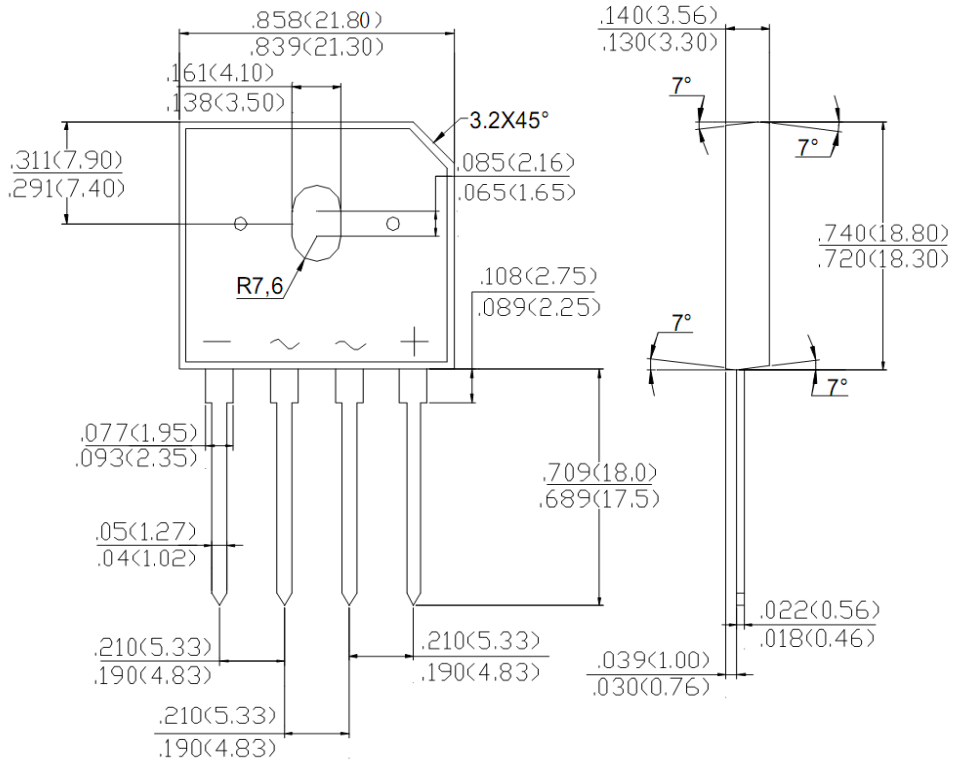


FIG. 4-TYPICAL REVERSE LEAKAGE CHARACTERISTICS



Package Outline

GBU



Summary of Packing Options

Package	Packing Description	Packing Quantity	Industry Standard
GBU	BOX	350	EIA-481-1