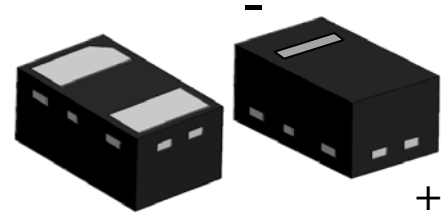


■ Transient Voltage Suppressors ESD Protection Diode

■ Features

- Low Forward Voltage Drop
- Small Surface Mounting Type
- RoHS Compliant
- Green EMC
- Matte Tin(Sn) Lead Finish
- Band Indicates Cathode



■ Simplified outline(DFN1006-2B)



■ MARKING

Marking	E
---------	---

■ Absolute Maximum Ratings Ta = 25°C

Symbol	Parameter	Value	Units
P_D	Power Dissipation	150	mW
T_{STG}	Storage Temperature Range	-55 to +125	°C
T_J	Operating Junction Temperature	+125	°C
V_R	DC Reverse Voltage	30	V
$I_{F(AV)}$	Average Forward Current	200	mA
I_{FSM}	Peak Forward Surge Current (At 8.3ms single half sine-wave)	0.5	A

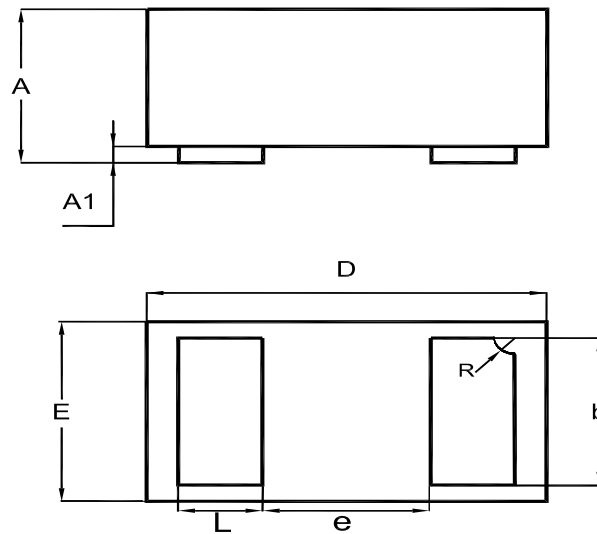
These ratings are limiting values above which the serviceability of the diode may be impaired.

■ Electrical Characteristics Ta = 25°C

Symbol	Parameter	Test Condition	Limits		Unit
			Min	Max	
I_R	Reverse Leakage Current	$V_R=10V$		1	μA
V_F	Forward Voltage	$I_F=10mA$		0.45	Volts
		$I_F=200mA$		0.60	Volts

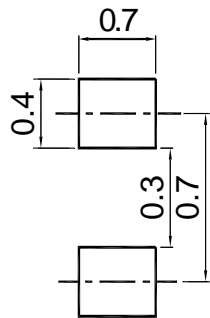
Package Outline

DFN1006-2B



UNIT	A	A1	b	D	E	e	L	R
mm	0.40 0.36	0.05 0	0.55 0.45	1.05 0.95	0.65 0.55	0.4	0.3 0.2	0.15 0.05

Recommended Soldering Footprint



Summary of Packing Options

Package	Package Description	Packing Quantity	Industry Standard
DFN1006-2B	Tape/Reel, 7" reel	10000	EIA-481-1